

Residential Well Owners – Water Quality Test Results

Well testing data available

Water quality of residential wells may have been tested as part of an Oregon DEQ study or during the process of buying or selling a property. Well owners and the public can search the Pacific Northwest Water Quality Data Exchange for test results under these various programs.



Pacific Northwest Water Quality Data Exchange

The Pacific Northwest Water Quality Data Exchange (the Exchange) allows you to retrieve test results from a variety of data

sources in a common format. The Exchange can be reached from the DEQ Web page, <http://www.oregon.gov/DEQ/>, by clicking on the Databases link in the left border of the page, and scrolling down to Pacific Northwest Water Quality Data Exchange (<http://deq12.deq.state.or.us/pnwwqx>).

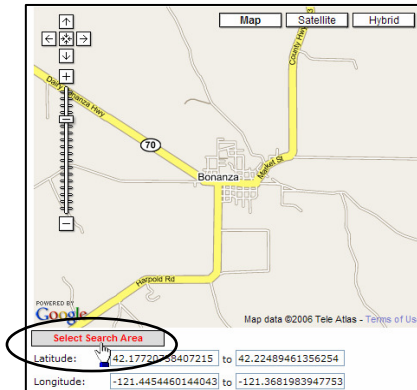
The home page provides basic information about the Exchange, as well as data disclaimers and local contact information. Each screen contains a link to e-mail support and a link to an Online Help program. Please use these support resources to help guide your use of this service.

Find your well on the Exchange

When you are ready to proceed from the home page, click on “Search the Exchange.” Click the appropriate boxes at the top of the Search page. It is advisable to always check the Host DB box. The Host DB contains results from a variety of data sources, including Oregon Health Service’s Real Estate Transaction database.

Use a map to find your well. Click the “Open Map Selector” button. Just to the left of the button, click on “Station Location” for instructions on using this map service.

Use the map service to zoom in and select the area where your well is located. Hint: the closer you zoom in to your well, the fewer records you’ll need to sort through later.



Select the “Projects & Stations” target and click on the Search button at the bottom of the page.

The Results page has two tabs across the middle part of the page: Projects and Locations. Click on the Locations tab and look for your well, which may be indicated by a street address. If you find the well station, make note of the station name. Click the “Refine Search” link to the right of the Locations tab to return to the Search page. If you cannot find the well station, then the results are not available at this time.

Station Number	Station Name	Station Type	Well
05500	Bonanza School Bonanza	Groundwater	▲
20291	Lost River at Haspell Road Bridge 4 1/2 of Big Springs	Stream or River	□
30670	Lost River at Hwy. 70 at Bonanza Springs	Stream or River	□
9200-RET	2656 Lost Street, Bonanza	Groundwater	▲
9213-RET	2686 Market Street, Bonanza	Groundwater	▲
9423-RET	2754 Market St, Bonanza	Groundwater	▲
9006-RET	2949 Seattle St, Bonanza	Groundwater	▲
9724-RET	31646 First Street, Bonanza	Groundwater	▲
9722-RET	31643 Hiramath Street, Bonanza	Groundwater	▲
9782-RET	3195 4TH Street, Bonanza	Groundwater	▲
9800-RET	32209 Roma, Bonanza	Groundwater	▲
9802-RET	32209 Roma Drive, Bonanza	Groundwater	▲

Viewing sample results

Type the station name noted from the last step into the “Station Name” field of the Search page.



State of Oregon
Department of
Environmental
Quality

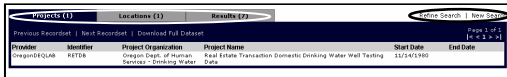
Information Services Management Services Division

811 SW 6th Avenue
Portland, OR 97204
Phone: (503) 229-6086
(800) 452-4011
Fax: (503) 229-6524
Contact: Curtis Cude
www.oregon.gov/DEQ/

Select the “Projects, Stations, & Measurements” target and click on the Search button at the bottom of the page.

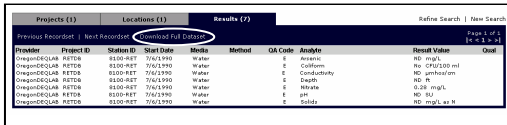


The Results page has three tabs across the middle part of the page: Projects, Locations, and Results. “Projects” tells you why the samples were collected, “Locations” tells you where they were collected, and “Results” displays the outcome. Links to the right of these tabs allow you to narrow or broaden your search (Refine Search) or to start the search over (New Search).



Downloading results

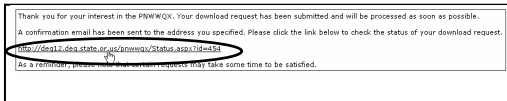
When you’ve found the results you’re interested in, you may wish to download them for further use, although it is not necessary to do so. Click “Download Full Dataset,” found beneath the Location tab, to start the download process.



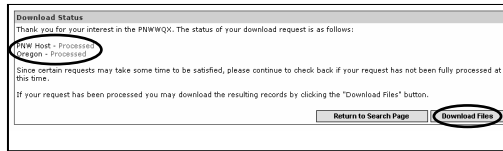
Enter your e-mail address and a name for your download file. The e-mail address will be used only to send a link back to the Web site to download your data. Your e-mail address will be used for no other purpose. Click “Submit Download Request” to proceed.



The next screen (and your e-mail) will contain a link. Click this link to find out if your download order is ready.



When the data sources have “processed” your order, then you may retrieve the download. **Caution:** Large data requests may stay “pending” for several minutes up to overnight before processing. “Failed” indicates either a system failure or a data request too large to handle.



When you click “Download Files,” you will be prompted to save a zipped file to your desired location. When you open the zipped file, you will find that it contains multiple files.

The file called “PNWWQX_Readme.txt” contains information that may be helpful for using the data.

The remaining files are data files. Each data source that you selected at the top of the search page will respond with a data file. Each data file shares a common format: tilde (~) delimited text files with the same number and order of columns. These files may be readily imported into spreadsheet software for your use.

Summary

If the quality of your well water was sampled as part of an Oregon DEQ study or during the course of a real estate transaction, the results may be available through the Pacific Northwest Water Quality Exchange, available at <http://deq12.deq.state.or.us/pnwwqx>.

Each program screen contains a link to e-mail support (lower left corner) and a link to an Online Help program (upper right corner). Staff contact information is available from the home page, which is accessible from any program screen (upper left corner). Please use these support resources to help guide your use of this service.

For more information please contact:

Curtis Cude, Information Services, Portland (503) 229-6086

Alternative formats

Alternative formats (Braille, large type) of this document can be made available. Contact DEQ’s Office of Communications & Outreach, Portland, at (503) 229-5696, or toll-free in Oregon at 1-800-452-4011, ext. 5696.

