

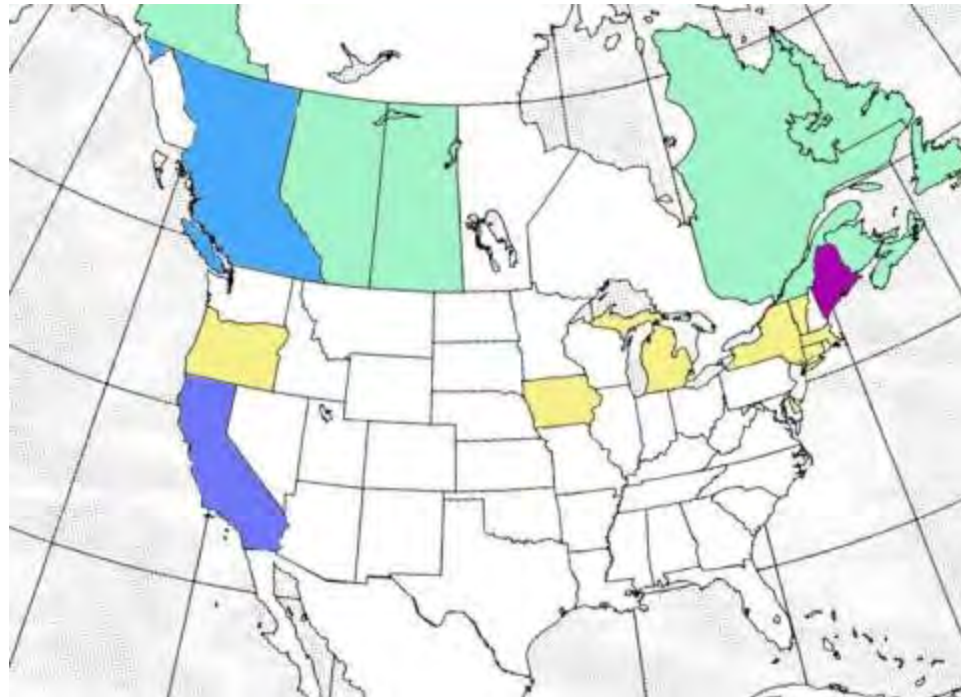


British Columbia, California, and Maine Bottle Bills

November 9, 2007

Peter Spendelow

Oregon Department of Environmental Quality





British Columbia

- **Original law enacted in 1970 – before Oregon**
- **Was similar to Oregon’s law**
- **Major changes enacted in 1998**
- **Now covers all beverages except dairy, milk substitutes**
- **Deposits 5 cents for non-alcoholic containers and 10 cents for alcoholic containers up to 1 liter, 20 cents for all over 1 liter**



BC Responsibilities

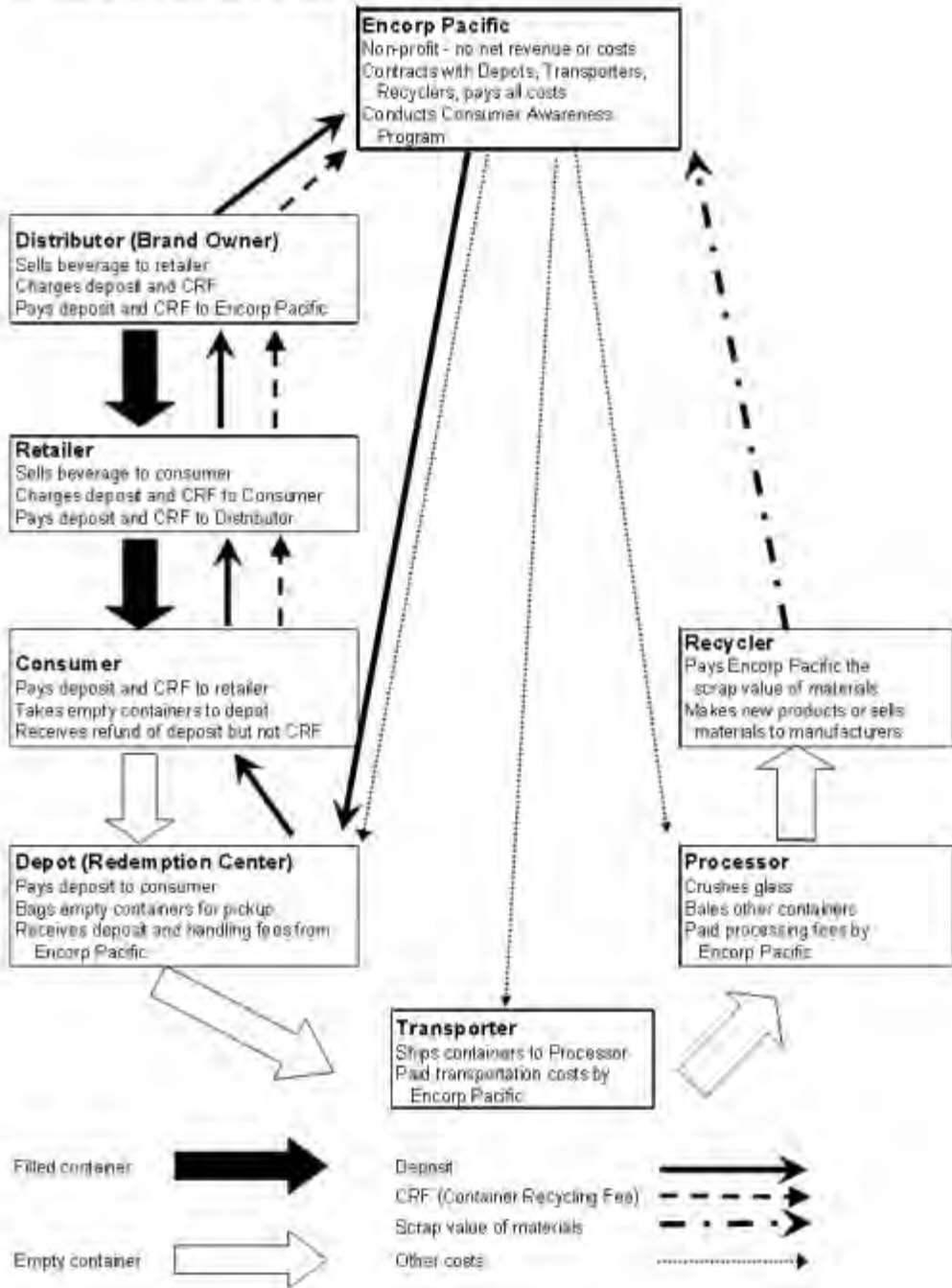
- **Beverage producers – responsible for setting up and managing the redemption system and also reporting on results**
- **Government – sets performance standards and monitors results**
- **Retailers – still must redeem up to 24 containers per person per day**



3 → 2 Stewardship Organizations

- **Encorp Pacific: All nonalcoholic beverages**
- **Brewers Distributors Limited: Domestic beer and cider in refillable bottles and all beer in aluminum cans**
- **Liquor Distribution Branch: Wine, spirits, imported beer – Now managed by Encorp Pacific**

British Columbia Bottle Bill Diagram





Funding the system

Encorp Pacific:

- **Unredeemed Deposits**
- **Value of Recycled Material**
- **Consumer “Recycling Fee” set annually**

Brewers Distributors Limited:

- **Unredeemed Deposits**
- **Value of Recycled Material**



Encorp's Recycling Fee

| | Size | Deposit | Recyc Fee |
|--------------------------|-------------------|----------|-----------|
| Cans (Alum + bimetal) | 0 to 1 liter | 5 cents | none |
| Bimetal Can | > 1 liter | 20 cents | none |
| Plastic Bottle | 0 to 1 liter | 5 cents | 1 cent |
| Plastic Bottle | > 1 liter | 20 cents | 3 cents |
| Glass Bottle | 0 to 1 liter | 5 cents | 4 cents |
| Glass Bottle | > 1 liter | 20 cents | 5 cents |
| Drink Box | 0 to 500 ml | 5 cents | none |
| Drink Box | 501 ml to 1 liter | 5 cents | 4 cents |
| Gable Top Box | 0 to 1 liter | 5 cents | none |
| Drink Box & Gable Top | > 1 liter | 20 cents | none |
| Plastic Pouch | 0 to 1 liter | 5 cents | none |
| Polystyrene Cup (sealed) | | 5 cents | 1 cent |



Aluminum Example: Revenue & Costs

(In million dollars Canadian)

| Revenue | \$ | Expenses | \$ |
|--------------------------------|------------|------------------------|------|
| Deposits In | 23.4 | Refunds Out | 18.8 |
| Sale of Aluminum | 10.8 | Handling Fees | 11.7 |
| Container Recycling Fee | 0.0 | Transport & Processing | 2.2 |
| Other Revenue (share) | 0.3 | Administration (share) | 1.2 |
| | | Promotion (share) | 0.4 |
| Total Revenue | 34.5 | Total Expenses | 34.3 |
| Amount to Reserves | 0.2 | | |
| | | | |



BC: Who Pays What?

| | |
|--------------------|---------------------------|
| Recycling consumer | 1.2 cents |
| Wasting consumer | 6.1 cents |
| Beverage company | 0.0 cents |
| Operation agent | (-0.5 cents)- to reserves |
| Government | negligible |

source: CM Consulting Sept. 2006: "Who Pays What: An Analysis of Beverage Container Recovery and Costs in Canada 2004-2005"

British Columbia

New Return It depot in Vancouver



British Columbia

**Street
View:
Return It
depot in
Vancouver**



British Columbia

**Customer
area:
Preparing
containers
for
redemption**




British Columbia

**Counter area
where
customer is
paid**



British Columbia

**Computer
calculated
redemption
value and
also keeps
track of when
bags should
be full**



British Columbia

**Back room
looking
towards
front. Staff
slide
containers
down roller
in a well-
organized
system**



British Columbia

**Back room:
Cans and
plastic are
bagged
Refillable
beer is
cased.
Many Encorp
depots
discount
beer
redemption
due to low
handing fee**



British Columbia

**Back room:
Non-refillable
glass is
bagged in
large tote
bags**



British Columbia

**Regional
Recycling:
Bottle depot
and other
recycling in
an industrial
area**



British Columbia

“Binnners” do much of the sorting and preparation of their own material



British Columbia

**Counting and
paying inside
of the
building**



British Columbia

**Back room
sorting. Note
the bags for
the gabletop
boxes**



British Columbia

**More back
room sorting.**



British Columbia

**Regional
Recycling
also accepts
electronics
under
Encorp's
electronics
return
program**



British Columbia

**East Van –
an older
depot with
only street
parking**



British Columbia

**Encorp's
signs found
in many
depots**



British Columbia

**Sorting/
counting
containers at
the counter**



British Columbia

This depot serves Brewery Distributors Limited (BDL) also, but atypically BDL had lagged in picking up bottles



British Columbia

Victoria is underserved by depots, and a recent large depot closure creates crowds and the next nearest depot



British Columbia

**Another view
of the Bottle
Depot
outside of
Victoria**



British Columbia

**Customer
waiting to be
counted and
paid**



British Columbia

**This is not a
BDL-
contracted
depot, and
they
discount the
BDL beer
bottle
refunds: 5
cents instead
of 10 cents**



British Columbia

**Save-On
Foods /
Overwaitea
developed
Changes
return-to-
retail
redemption
centers –
very fancy –
this picture
does not do
it justice**



**Choices
Markets is also
experimenting
with customer-
friendly return-
to-retail**



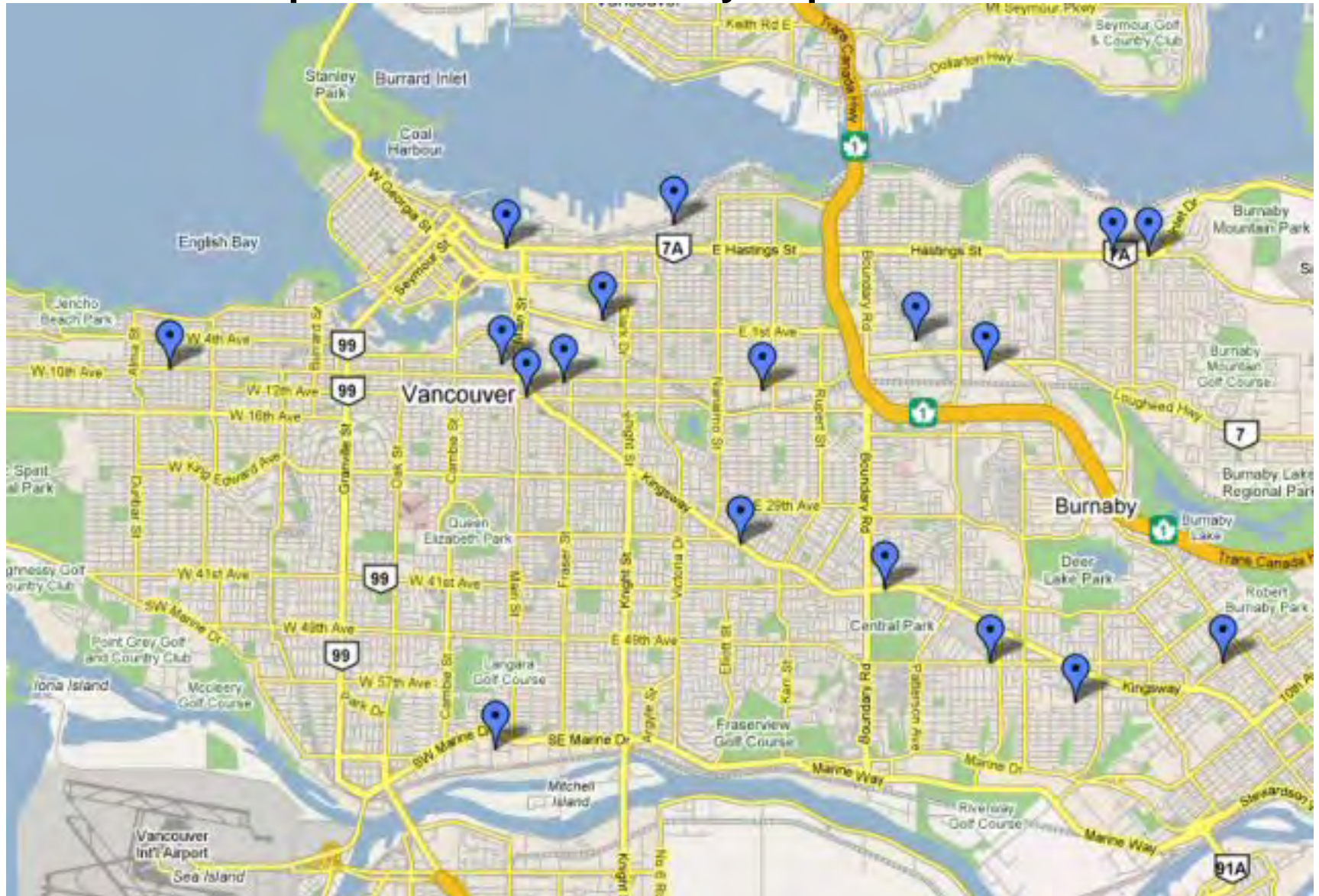


Number of Depots

- 169 depots contract with Encorp Pacific
- Some areas underserved: Encorp wants 7 more Vancouver depots, but hard to site.
- Retailers must still take back up to 24 containers per person per day.
- BDL has far fewer depots contracted – mostly return to retail

British Columbia

Encorp's Vancouver/Burnaby Depot Locations





Return Rates 2005 Glass, Metal, Plastic

| State/Province | Return Rate | |
|------------------|-------------|--|
| Oregon | 82% | Includes, curbside, No water, juice |
| British Columbia | 83% | |
| Maine | Unknown | Wide range of estimates |
| California | 60% | |